

## Introduction To Embedded Linux Ti Training

Right here, we have countless books **introduction to embedded linux ti training** and collections to check out. We additionally allow variant types and as well as type of the books to browse. The enjoyable book, fiction, history, novel, scientific research, as with ease as various extra sorts of books are readily handy here.

As this introduction to embedded linux ti training, it ends up visceral one of the favored books introduction to embedded linux ti training collections that we have. This is why you remain in the best website to look the amazing ebook to have.

Introduction to Embedded Linux Security - Sergio Prado, Embedded Labworks Yocto Project \u0026amp; TI: Recipes for embedded Linux development Embedded Linux Booting Process (Multi-Stage Bootloaders, Kernel, Filesystem)

Tutorial: Introduction to the Embedded Boot Loader U-boot - Behan Webster, Converse in CodeHow to Get Started Learning Embedded Systems **Embedded Linux course Part 1 : AM335x Functional Overview Tutorial: Device Tree (DTS), Linux Board Bring-up and Kernel Version Changing How Do Linux Kernel Drivers Work? - Learning Resource** ~~Linux System Programming 6 Hours Course~~ ~~Linux Training Course: Introduction to Embedded Android Development~~ ~~Embedded Linux Introduction #01 How Linux is Built~~ **Introduction to Linux Embedded Linux course Part 3 : Beaglebone Black eMMC booting** Arm Education Media - Embedded Linux Online Course Linux Boot Process Kernel Basics Enabling New Hardware in U-Boot - Jon Mason, Broadcom Ltd. ~~Porting U-Boot and Linux on New ARM Boards: A Step by Step Guide - Quentin Schulz, Free Electrons~~ Device Tree for Dummies! - Thomas Petazzoni, Free Electrons **Yocto Project - how it works**

Working with the Linux Kernel in the Yocto Project - Sean Hudson, Embedded Linux Architect Embedded Linux Introduction Beaglebone: C/C++ Programming Introduction for ARM Embedded Linux Development using Eclipse CDT **Linux Training Course: Building Embedded Linux with the Yocto Project** Introduction to embedded Linux security Quick Start of Embedded Linux on Beagle Bone Black ~~Texas Instruments: Sitara AM335x: Introduction to Linux with the BeagleBone~~ Introduction to Debugging Embedded Linux Systems Training Series Introduction To Embedded Linux Ti

The Introduction to Embedded Linux Workshop dedicates more than 50% of classroom time to hands-on lab exercises. Each lecture is immediately followed by a lab exercise in which the concepts of the lecture are applied to a real embedded system. The workshop labs are tested on the AM335x Starter Kit (<\$200), and every lab exercise except for labs 09 and 10 will also run on the low-cost Beaglebone development board (<\$100).

Introduction to Embedded Linux Three ... - Texas Instruments

01 - 4 Introduction to Embedded Linux - Module 01: Booting Linux (Short) Product Overview TI Embedded Processors Portfolio 32-bit Real-time 32-bit ARM ARM Industry Std Low Power <100 MHz Flash 64 KB to 1 MB USB, ENET, ADC, PWM, SPI Host Control \$2.00 to \$8.00 16-bit Microcontrollers MSP430 Ultra-Low Power Up to 25 MHz Flash 1 KB to 256 KB Analog I/O, ADC

Introduction to Embedded Linux - Texas Instruments

01 - 6 Introduction to Embedded Linux - Lab 01: Booting Linux B. Boot Linux on the AM335x Starter Kit 17. Connect an Ethernet cable between the host PC and the AM335x starter kit. The first Ethernet connection (eth0) on the AM335x starter kit corresponds to the RJ-45 jack that is further from the USB connector (labeled "J6" on the PCB).

Introduction to Embedded Linux - Texas Instruments

The Linux open-source operating system is a powerful and robust platform for developing embedded systems; however starting a Linux development can be daunting and time consuming for those who have not previously developed in an embedded Linux environment. The "Introduction to Embedded Linux" workshop was developed for engineers with embedded C/C++ programming experience who would like an overview of the Linux operating system from a practical standpoint centered around the development of ...

Introduction to Embedded Linux Three ... - Texas Instruments

Welcome to the Introduction to Debugging Embedded Linux Systems Training Series. Linux is well-adopted within embedded systems, but debugging Linux systems issues can be overwhelming. The Debugging Embedded Linux Systems Training Series tries to assist by teaching several techniques for debugging kernel issues that may be encountered in embedded Linux systems.

Introduction to Debugging Embedded Linux Systems ... - TI.com

Introduction To Embedded Linux Ti 01 - 4 Introduction to Embedded Linux - Module 01: Booting Linux (Short) Product Overview TI Embedded Processors Portfolio 32-bit Real-time 32-bit ARM ARM Industry Std Low Power <100 MHz Flash 64 KB to 1 MB USB, ENET, ADC, PWM, SPI Host Control \$2.00 to \$8.00 16-bit Microcontrollers MSP430 Ultra-Low Power

Introduction To Embedded Linux Ti Training

PDF Introduction To Embedded Linux Ti Training offers an array of book printing services, library book, pdf and such as book cover design, text formatting and design, ISBN assignment, and more. Introduction To Embedded Linux Ti Introduction to Embedded Linux - Lab 01: Booting Linux 01 - 3 A. Create a Bootable SD Card 1. Power on the development ...

Introduction To Embedded Linux Ti Training

## Download File PDF Introduction To Embedded Linux Ti Training

An Introduction to Using Linux in Embedded Systems 1. Linux Is Royalty-Free John Bonesio John is a Linux Instructor at The Linux Foundation. Linux appeals to a lot of... 2. Linux Is Open Source Linux, by being open source, gives you control over your destiny with your product development. 3. Linux ...

An Introduction to Using Linux in Embedded Systems - The ...

Linux overview User Space Libraries Kernel Space . Hardware . Applications . glibc Syscall Interface . Kernel . Device Drivers . CPU . DDR . Peripherals I/O & Control API

Introduction to Debugging Embedded Linux ... - TI Training

The Linux open-source operating system is a powerful and robust platform for developing embedded systems; however starting a Linux development can be daunting and time consuming for those who have not previously developed in an embedded Linux environment. The "Introduction to Embedded Linux" workshop was developed for engineers with embedded C/C++ programming experience who would like an overview of the Linux operating system from a practical standpoint centered around the development of ...

Introduction to Linux One-Day Workshop - Texas Instruments ...

It is recommended to download any files or other content you may need that are hosted on processors.wiki.ti.com. The site is now set to read only. Talk:Introduction to Embedded Linux Three-Day Workshop (AM335x)

Talk:Introduction to Embedded Linux Three-Day Workshop ...

Bookmark File PDF Introduction To Embedded Linux Ti Training Introduction to Embedded Linux - bootlin.com An embedded Linux system normally has three major components: bootloader, kernel and root filesystem (rootfs). All these components are signed and the signatures are checked during boot. For example, some hardware mechanism can be




Introduction To Embedded Linux Ti Training

Introduction to Embedded Linux Security - part 1 Security concepts. Security is all about risk mitigation. On the one hand, we have owners, those who benefit from a... Threat modeling. Threat modeling is a process where potential threats can be identified, enumerated, and mitigations can... Secure ...

Introduction to Embedded Linux Security - part 1 - # ...

► The role of the bootloader is to initialize some basic hardware peripherals, load the Linux kernel image and run it. ► The boot process of most recent embedded processors is the following: 1. The processor executes code in ROM, to load a first-stage bootloader from NAND, SPI flash, serial port or SD card 2.

Introduction to Embedded Linux - Bootlin

this video provides an overview of the debugging embedded linux systems training series from texas instruments. Introduction to Debugging Embedded Linux Systems Training Series | TI.com Video   / 

Introduction to Debugging Embedded Linux ... - training.ti.com

Access Free Introduction To Embedded Linux Ti Training Introduction To Embedded Linux Ti Training This article is going to be an introduction to embedded Linux security. Since this topic is quite extensive, I divided into two parts. In this first part, we will have a small introduction to security concepts and threat modeling and then focus on

Introduction To Embedded Linux Ti Training

Debugging Embedded Linux Systems training series teaches the techniques of debugging kernel issues that may be encountered in embedded Linux systems. It explains the Linux kernel logging system and logging API, illustrates how to locate a particular device driver, and demonstrates how to read kernel oops logs.

Debugging Embedded Linux Systems | TI.com Training Series

TI, its suppliers and providers of content reserve the right to make corrections, deletions, modifications, enhancements, improvements and other changes to the content and materials, its products, programs and services at any time or to move or discontinue any content, products, programs, or services without notice.

Copyright code : aaa3086caae7b1b50ee5118ca405ebbd